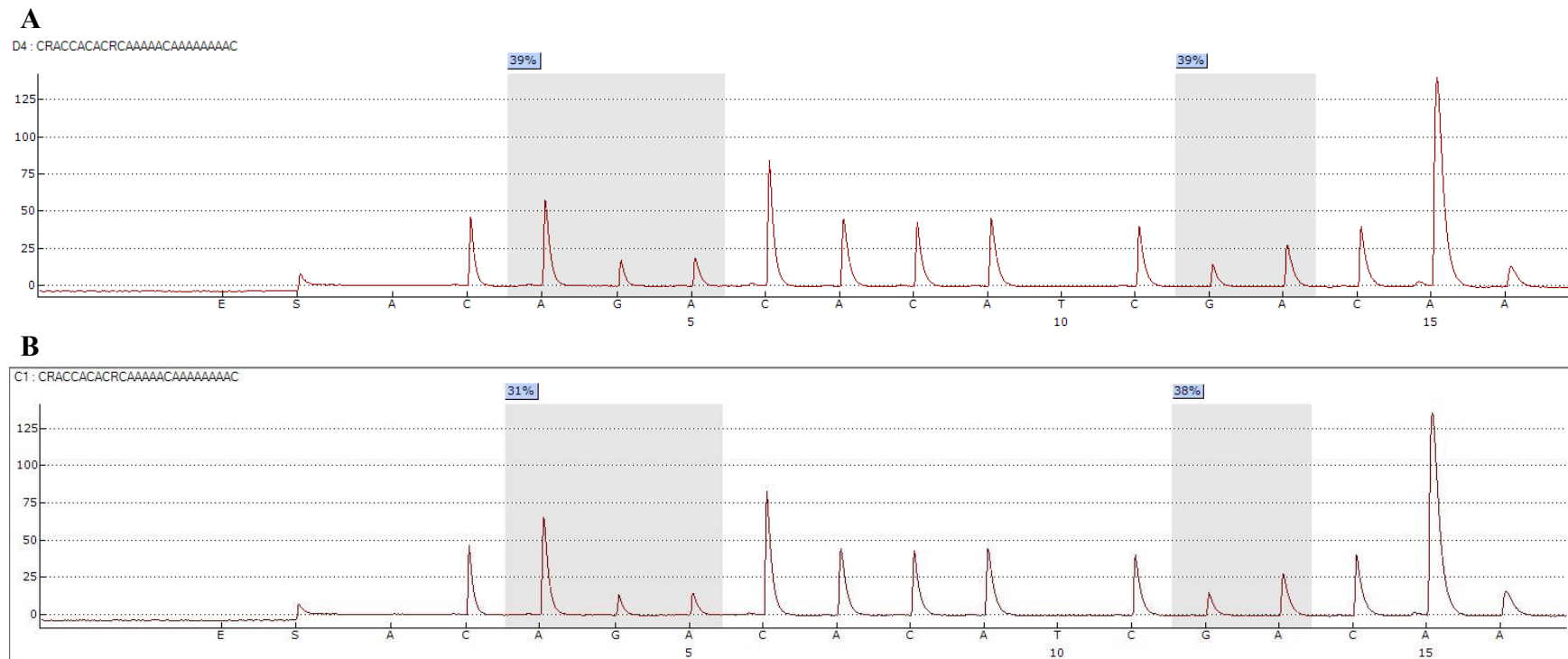


# Supplementary Material

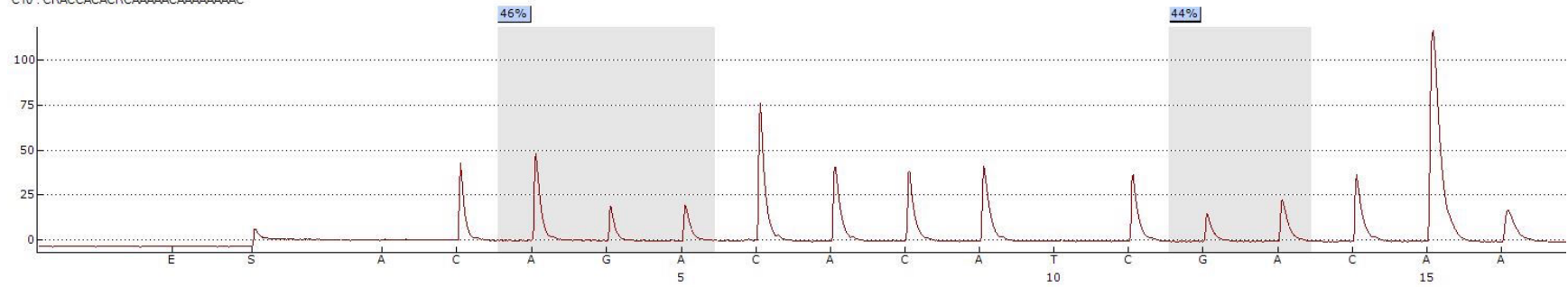
## Search in the Periphery for Potential Inflammatory Biomarkers of Dementia with Lewy Bodies and Alzheimer's Disease

**Supplementary Figure 1.** A) Pyrogram example for the *IL-6* promoter methylation assay of one of the DLB study participants with mean methylation % approximately equivalent to 38%. B) Pyrogram example for the *IL-6* promoter methylation assay of one of the AD study participants with mean methylation % approximately equivalent to 37.81%. C) Pyrogram example for the *IL-6* promoter methylation assay of one of the HC study participants with mean methylation % approximately equivalent to 46.32%. D) Pyrogram example for the *TNFA* promoter methylation assay of one of the DLB study participants with mean methylation % approximately equivalent to 8.75%. E) Pyrogram example for the *TNFA* promoter methylation assay of one of the AD study participants with mean methylation % approximately equivalent to 8.53%. F) Pyrogram example for the *TNFA* promoter methylation assay of one of the HC study participants with mean methylation % approximately equivalent to 11.24%.

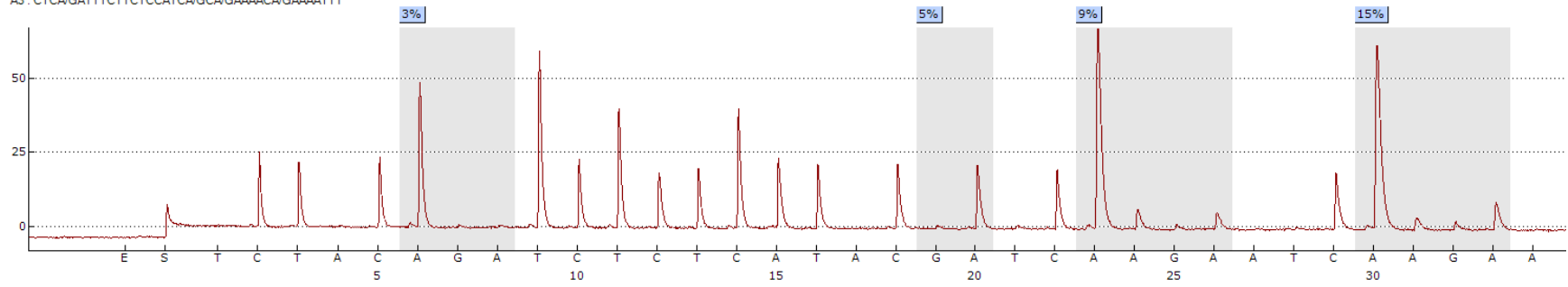


**C**

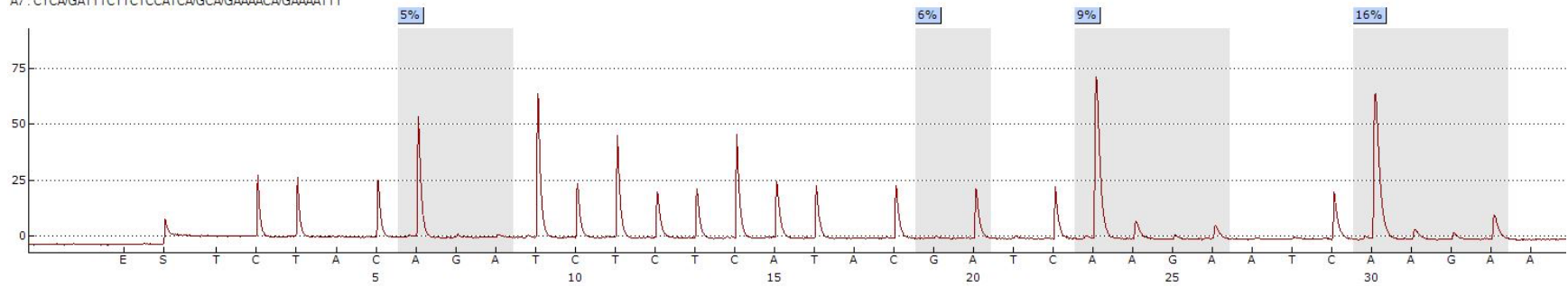
C10 : CRACCAACACRCAAAAAACAAAAAAC

**D**

A3 : CTCAGATTTCTTCTCCATCA/GCA/GAAAAACA/GAAAATTT

**E**

A7 : CTCAGATTTCTTCTCCATCA/GCA/GAAAAACA/GAAAATTT



**F**

A11 : CTCAGATTTCTTCTCCATCA/GCA/GAAAACA/GAAAATTT

